

USING REPEATER MODE

As of firmware update v1.8, Display Boxes can now be linked so that multiple boxes can be used on the same piste (synchronised and showing the same lights). You can see a demonstration of this procedure on our instructional Youtube video.

Before you start

Ensure that your firmware version supports repeater mode on all Display Boxes. If you need to update your firmware, see "Installing an Update" on page 18 of the manual.

Enabling Repeater Mode

Step 1:

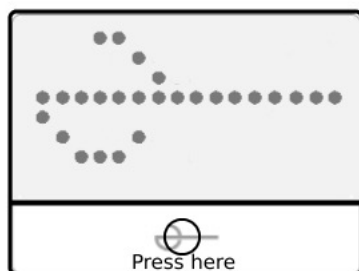

On one of the Display Boxes, press the menu button repeatedly to scroll through the menu items until you reach the repeater mode icon (an icon of a Display Box with a wireless symbol).



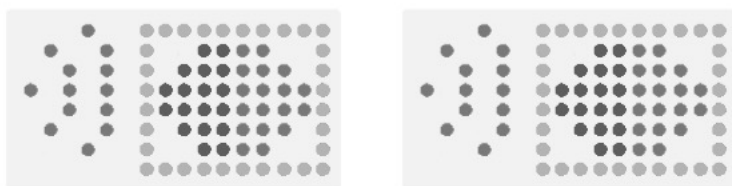
Press either arrow button. The Display Box should show a blue spinning rectangle inside the repeater icon. It is now ready to be touched on.

Step 2:

Switch on the other Display Box by selecting any weapon button. Then touch the EnPointe logos on both Display Boxes with your fingers at the same time to link them.



Icons indicating successful linking should show on both Display Boxes



To link an additional Display Box, enable its repeater mode as per step 2, and touch on to either of the already linked boxes.

Step 3:

When fencing, touch on to any of the linked Display Boxes as normal (both fencers must touch on to the same box). The other box(es) will automatically turn on and repeat the fencers' lights. Whichever Display Box the fencers touch on to will become the 'main' box for this piste. In order to turn off all of the linked Display Boxes, fencers should turn off this box only.

Disabling Repeater Mode

To disable repeater mode, go to the repeater mode menu item as described in step 2. Press either arrow button until the repeater mode menu item shows an empty display.



You have now 'unlinked' your Display Boxes, and they will each act as separate scoring machines again.

Tip:

If you have many (three or more) Displays linked together, you will need to repeat the instructions in "Disabling Repeater Mode" on all the Display Boxes you wish to unlink.